

Old Pueblo A

September 2020



Tucson Chapter

Model A Ford Club of America



OLD PUEBLO A



Official Monthly Publication
Tucson Chapter, Model A Ford Club of America
7060 E. 21st Street, Tucson, AZ 85710
www.tucsonmodelafordclub.org

ADVERTISING RATES:

Cover Ads.....\$20.00/year

EDITOR:

David Rivard

PO Box 249

Vail, AZ 85641

520-428-4929

modeladude@outlook.com

TUCSON CHAPTER DUES:

\$15/year family or

\$10/year individual

MEETINGS:

Regular meetings are held on the
first Tuesday of each month
(except December) at 7:30 PM.

Jim Click Ford

6244 E. 22nd Street

Tucson, AZ 85711

MONTHLY OUTING:

Fourth Sunday of the month
or as voted by the
club membership

The Tucson Model A Club is
a local chapter of MAFCA:

Model A Ford Club
of America, Inc.

250 S. Cypress Street

La Habra, CA 90631

562-697-2712

Toll free (for orders only,
including MAFCA membership):

866-379-3619

www.mafca.com

2020 OFFICERS

President:

David Ramsower

ramsonerd@gmail.com

520-661-4493

1st Vice President:

Sindy Osterman

scubamngirl51@gmail.com

651-338-3390

2nd Vice President:

Rey Brown

softtopcoupe@yahoo.com

520-296-2079

Treasurer:

Mike Liebert

hikingmike@aol.com

520-529-8662

Secretary:

Frank Pyrdeck

frankpyrdeck@aol.com

520-870-9017

2020 BOARD OF DIRECTORS

Chuck Thim

Ray Feierstein

Dan Jensen

Tom McWilliams

Ernie Williams

Joe Findysz

Model A Quiz

1. If the distributor rotor does not turn when cranking the engine, the most probable cause is a

- a. Broken camshaft
- b. Sheared oil pump shaft
- c. Broken timing gear
- d. Broken fan belt

2. “End-play” of the camshaft is prevented by a

- a. Snap-ring retainer
- b. Coil spring pressed against timing gear
- c. Set of retainer bearings
- d. Gear on the oil pump drive shaft

3. What prevents battery current from flowing back through the generator when the engine is not in motion

- a. Battery ground cable
- b. Cut-out
- c. Condenser
- d. Ignition switch

4. A leaking “intake manifold seal” will be evident by

- a. Hard starting
- b. Engine not idling
- c. Slow acceleration
- d. All of the above

5. An overheating engine while driving is usually first noticeable by the

- a. Sound of the engine
- b. Jerking of the car
- c. Engine back-firing
- d. Loss of speed

6. In the event both headlights and tail light bulbs all burn out, it is most probably the

- a. Bulbs were all bad
- b. Cut-out would not open
- c. Horn button shorted the light switch
- d. Battery cables are loose

(continued on next page)

Model A Quiz

7. If the horn motor works properly and adjustment screw has no effect, the

- a. Knob on the diaphragm is worn off
- b. Lock nut on the rotor wheel is loose
- c. Bug screen is clogged
- d. Electrical wires are reversed

8. If the gas gauge stays in only one position, it is usually caused by the

- a. Gauge rod lodged against the filler neck screen
- b. Float not rotating on the gauge rod
- c. Gauge indicator pressing against the glass
- d. Pivot point binding

9. Pliers and baling wire will be the most help in

- a. Changing and repairing a flat
- b. Adjusting emergency brakes
- c. Timing engine
- d. Choking carburetor when cranking

10. The easiest way to detect a hole burned through a piston is to

- a. Press a screw driver firmly against the engine block
- b. Check for blow-by through the crankcase breather
- c. Retard spark and see if engine stops
- d. See if engine backfires at high RPM

ANSWERS:

- 1. C—Broken timing gear
- 2. B—Coil spring pressed against timing gear
- 3. B—Cut-out
- 4. D—All of the above
- 5. A—Sound of the engine
- 6. D—Battery cables are loose
- 7. B—Lock nut on the rotor wheel is loose
- 8. A—Gauge rod lodged against the fill neck screen
- 9. D—Choking carburetor when cranking
- 10. B—Check for blow-by through the crankcase breather

Most Successful and Profitable Way to Repair Balloon Tires

The experience of successful repairmen shows that the one best method for making satisfactory repairs on balloon tires is to build up the repair from the inside and to cure the material from the inside. Repairs made this way have proved to be as flexible as the rest of the tire—free from bulges and stiff spots. It is the simplest and most economical method to use—the method recommended and used by tire manufacturers—the method that is building up a profitable business for those who use it.

Shaler Inside Cure Vulcanizers are designed to cure repairs this way—supplying the heat directly to the repair material. This is done by means of steam-heated mandrels against which the repair material is held under pressure. Separate mandrels are provided to exactly fit each tire size. These mandrels, all interchangeable, will take care of all tires from 3" to 7.30". They are finely polished, easily cleaned, and make repairs which are so smooth you can hardly find them by feeling inside the tire.

The SHALER Company


3204 Fourth St., Waupun, Wis.

Ask Your Jobber's Salesmen About

SHALER

Reg. U. S. Pat. Off.

VULCANIZERS



Mandrels can be changed in a couple of minutes with steam up.

*Every
repairman should
have this BOOK*

For the benefit of tire repairmen, Shaler has prepared a booklet containing the latest authentic information on balloon tire repairing. If you are interested in up-to-date tire repair equipment you will want a copy of Booklet No. 22, "The Vulcanizing of Balloon and High Pressure Tires." Mailed on request

(From the MARC Script "A" Region)

Jim's Tech Tip

by Jim Cannon

Bending the Radiator Overflow Tube Back

The Ford Service Bulletins of April, 1930 (page 450) advise that if you have excessive coolant loss through the radiator overflow tube, you can bend the tube back toward the back edge of the radiator filler neck. They also mention soldering in a brass washer where the tube passes through the baffle plate.

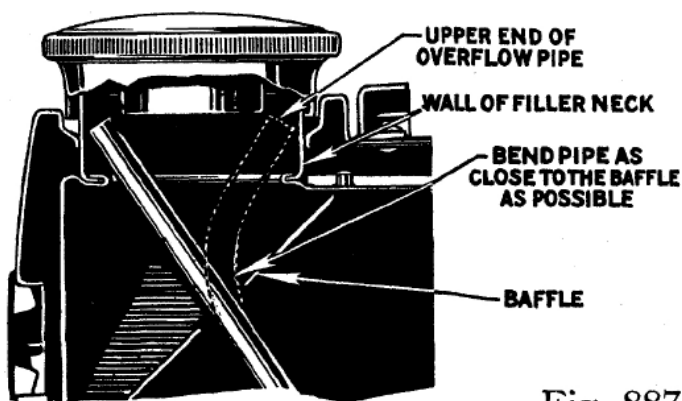


Fig. 887

To bend the tube, insert a larger Phillips screwdriver into the tube. You want the smooth shaft of the screwdriver to pretty much fill the tube, and don't have the tip of the screwdriver go below the baffle plate, about 2 to 3 inches. Then gently push the screwdriver back away from you a bit, remove the screwdriver a bit (~ $\frac{1}{2}$ "), then bend it some more. Repeat until the top of the tube is as far "back" as it will go.

If you need to, you can add a short piece of rubber tubing to the top of the overflow tube to raise the level in the top tank that much more before the coolant starts going out the overflow. But don't raise it too much or coolant will start leaking out of your radiator cap and make a mess on your paint and radiator shell.

I hope this helps. Have a Model A Day! Jim

EVENTS CALENDAR

Due to the current pandemic and associated social distancing requirements, our club outings and monthly general meetings have been temporarily suspended. We will resume our usual club activities as soon as the public health situation permits. Evaluation is being done on a month-by-month basis. As of this month, nothing is scheduled for September or October. **However, see the special notice below.**

Meanwhile, our monthly newsletter (the one you're reading now) will continue as usual with Model A articles, news and items of general interest to Model A club members.

Club announcements will appear in the newsletter and be sent out via email to all club members who have provided their email address. If you're not already receiving club announcements from Ray Feierstein via email and want to be included, please email Ray at sanrays@msn.com and ask to be added to the list.

Special Notice

Although official club activities are still on hold due to the pandemic, a number of club members are planning to attend the September 25 car show at Little Anthony's Diner, 7010 E Broadway (at Kolb). Information is being included in the newsletter for the benefit of other members who might also be interested.

See next page for details.



CLASSIC
CAR SHOWS



TUCSON'S FUN, FAMILY, 50'S RESTAURANT

JOIN US FOR OUR
2020 CLASSIC CAR SHOWS
Hosted by DJ John

NIGHT SHOWS • 6 PM - 9 PM
REGISTRATION: 5:00PM - 6:00PM

FRIDAY NIGHT CAR SHOWS!

FRI, SEPT 4

FRI, SEPT 25

FRI, OCT 2

SATURDAY, OCT 31
TRUNK OR TREAT CAR SHOW

**Please Wear Your Face Masks and
Follow Social Distance Guidelines**

- Food is Available in Little Anthony's Diner and on the Grill Outside.
 - Featured Charities will be accepting donations at each Car Show!
 - Trophies, Prizes, Give Aways, Free Jumping Air Castle!
- Bring the Entire Family!

7010 E. Broadway • 296-0456

**IF YOUR CLUB WOULD LIKE TO HOST
A CAR SHOW CALL AT 886-9428 MON - FRI**

September



- Sep 1 – Don Uthe
- Sep 7 – Garrett Roberts
- Sep 9 – David Ferrara
- Sep 10 – Bill Kapferer
- Sep 13 – Molly Ramsower
- Sep 18 – Deanne Uthe
- Sep 19 – Lynda Chapman
- Sep 20 – Cathy Parsons
- Sep 20 – Beryl Shanahan
- Sep 21 – Sally Beebe
- Sep 23 – Shirley Montgomery
- Sep 27 – Karen Pilcher

NEXT MEETING:

To be scheduled as soon as public health conditions permit. See page 7 for more information.



Happy Anniversary



- Sep 9 – Ray & Susan Schmitt
- Sep 15 – Anita & Andy Neal, Sr.
- Sep 17 – Mike & Suzanne Fehniger
- Sep 20 – Tina & Andy Neal, Jr.
- Sep 21 – Mike & Soraya Bellon
- Sep 23 – Charles & Nancy Molander
- Sep 29 – Joe & Kelly Findysz



Tucson in the 1930's



Steinfeld Hardware in the 1930's
Arizona Historical Society

The Super-Finish for Auto Bodies and Fenders



COL-O-TEC Oil Lacquer

Deep, velvet, semi-gloss finish that does not streak or fade; and so durable that washing, scrubbing and polishing does not mar it. Can be polished to a high lustre.

Much safer to use than a true lacquer because it can be used over enamel, paint or lacquer without danger of "lifting" old finish.

Anyone can use Col-O-teC Oil Lacquer with perfect satisfaction. Sets dust-free in 1 hour; dries hard in 3 to 5 hours. Goes a long way, and very economical to use because of its exceptional covering and hiding qualities. For automobiles, bicycles, toys, furniture, woodwork, and any wood or metal surface, either interior or exposed to weather. Comes ready to use.

Sixteen Colors: Black, Cream, Twilight Blue, Royal Blue, Limousine Blue, Bright Red, Rich Maroon, Bright Green, Coach Green, Light Brewster Green, Dust Brown, Golden Brown, Pearl Gray, Steel Gray, Green Gray, in pints and ½-pints. Also White and Orange in ½-pints only.

½ PINTS (G697)	34c	FULL PINTS (G666)	59c
1-Gallon Can (shipped direct from factory, not prepaid)		4.42	
G696—THINNER for Oil Lacquer, ½-pint can		*10c	

Two pints of Col-O-teC Oil Lacquer (\$1.18) will give the average car two (or even three) coats, producing a beautiful finish.

Just brush or spray it on . . . it flows out evenly. Dries without brush marks.

In Memoriam



Once again we were saddened to learn of the passing of one of our members. Jerry Pilcher passed away at the age of 82 on August 17th. Although Jerry and his wife Karen lived in Gurnee, Illinois and belonged to the Chain O' Lakes Model A Club there, they spent their winters in Oro Valley as long-time members of our club.

Jerry loved Model A Fords and he spent as much time as he could on his hobby. He was an insurance agent for Country Financial for 36 years and a member of the Village Church of Gurnee. He served in the US Navy on the ship USS Edson and spent time at sea with his brother Jim.

Services and Interment will be held privately in Illinois. Memorials may be made to The American Cancer Society.

2020 Winding Down



Just a reminder, fall brings the Model A Ford Club of America's membership renewal period and board of directors election around. By now you should have received both a membership renewal form and election ballot in your mail. Please help us out and send them in promptly. It is appreciated.

MAFCA Invites You to the **2021** National Tour

June 20 - 25

2021

North Conway, NH

Sign up for Early Bird Newsletter
whitemountainadventure2021@gmail.com

Hub and Spoke Tour Format

Enjoy roads less traveled, taking in peaceful surroundings and breathtaking views of all that the Granite State offers

Visit:

- Mount Washington Auto Road
- Kancamagus Highway
- Clark's Trading Post
- Conway Scenic Railway
- Settlers Green Shopping Outlets
- Mount Washington COG Railway
- Mount Washington Cruises
- Castle in the Clouds



(background watercolor courtesy of
www.whitemountainart.net)

Hosts:
New Hampshire Lakes Region Model A Club



www.2021mafcanationaltour.com

www.facebook.com/groups/942306399533378

A WHITE MOUNTAIN ADVENTURE

A WHITE MOUNTAIN ADVENTURE

MAFCA NATIONAL TOUR

JUNE 20-25, 2021



*Follow the little gray Pickup to a
Hub and Spoke Tour in North Conway, NH
Host Hotel Reservations now Open*

Each day will bring you to unique destinations in and around the
White Mountains and Lake Region
Tours will be over many miles of Model A friendly roads

TOURS

Museums Rt 153/109 - NH Boat Museum • Libby Museum • Wrights Museum of WW II
Castle in the Clouds

Kancamagus Highway • Mount Washington Auto Road • Waterfalls & Covered Bridges

ATTRACTIONS

Lake Winnepesaukee Scenic Cruises • Mount Washington Cog Railway
Conway Scenic Railroad • Clark's Trading Post • Storyland • Historic Wolfeboro



Visit our website for more info. <https://www.2021mafcanationaltour.com/>

Host: New Hampshire Lakes Region Model A Club

Wake up to mountain views at the premier White Mountain resort, relax with a craft cocktail, and shop to your heart's content.

HOST HOTEL

North Conway Grand Hotel
72 Common Ct., North Conway, NH 03860
800-055-1452 / 603-356-9300

code: National Model A Tour 2021

Room Rates start at \$129/night plus taxes / Reservations after May 21, 2021 accepted at group rate based on hotel availability

For Sale

1930 Model A Wide body truck, 3,875 Miles. B Engine, off-frame restoration. Excellent condition, daily driver. \$17,500 OBO. You can also buy the two 1930

Arizona plates with the truck for an additional \$200. Plates are not for sale separately. Any questions, please call. Contact Nolan Steele @ 623-687-4870.



Thank you to Our 2020 Club Sponsors

Jim Click Ford

Shorty & Isabel Allison

Mike & Ann Liebert

Scott & Cathy Parsons

Chuck & Lynn Thim

Elizabeth McCoy

APCON

CONSTRUCTION CO., INC.
CONTRACTOR LIC. #072149

Cellular Phone
(520) 982-8965

Email
Sapcon@aol.com

“SHORTY”
LELAND ALLISON
President

Phone: (520) 747-4934
Fax: (520) 571-8688
3731 S. Chrysler Avenue
P.O. Box 27106
Tucson, AZ 85726-7106



Ace Hardware Stores Inc.

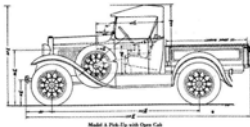
6959 E. 22nd St.
Tucson, AZ 85710
PHONE: (520) 747-9473
CELL: (520) 954-0372
FAX: (520) 747-1290
EMAIL: joe@135hardware.com

JOSEPH T. FINDYSZ
President

Cooltest Hardware Store on the Planet 2016

Old Cars R&R

Repair, Restoration, and Maintenance
Rich Whalen



Model A Pick-Up with Open Cab

520-203-1784
richwhalen@live.com

11863 N Centaurus Pl
Tucson, AZ 85737

NIHOTO

Tucson's Most Reliable & Complete Independent Repair Facility.
Nissan, Honda & Toyota Mechanics.

Andy Neal Jr.

Servicing
Nissan, Honda, Toyota

Model T's and Model A's

560 E. Fort Lowell Rd. • (520) 622-3315

LEVER SHOCKS REBUILT BRAKES SLEEVED AND REBUILT


EXCHANGE OR YOURS REBUILT
BRAKES: SLEEVED ONLY OR
COMPLETE REBUILDING
FAST SERVICE

Apple Hydraulics

1610 Middle Road
Calverton, NY 11933

1-800-882-7753
(631)369-9515

<http://www.AppleHydraulics.com>



APR09

M M MITCHELL MANUFACTURING



Steve & Cyndi Mitchell

Mitchell MFG.
530-458-4500 800-859-2088
www.mitchelloverdrivemfg.com

MODEL A FORD
SYNCHRONIZED-TRANSMISSION FORD OVERDRIVES/UNDERDRIVES
VINTAGE CAR OVERDRIVES 1928-1948

P.O. Box 925 1157 Parker St. Colusa, CA 95932

ARIES MUFFLERS & PARTS

ORIGINAL MODEL A FORD EXHAUST SYSTEMS
MADE PRECISELY TO THE FORD DESIGN

ALSO STATION WAGON TAIL PIPES AND
FORDSON TRACTOR MUFFLERS(1917-1936)

AMUFFLER.COM JDAVIS@AMUFFLER.COM
650.279.6609

CLING'S

Send \$15.00 for booklet on
How to Prepare 1939-1948
Hydraulic Backing Plates

AFTERMARKET PRODUCTS, INC.

Specializing In Hydraulic Brakes for Model A's
Serpentine Pulley System for Model A & B
V8 Transmission Adapter (for L & R Hand Drive)

12452 S. 71st St. • Tempe, AZ 85284-3108
(480) 777-1202 • Email: dcmcl202@cox.net
www.clingsaftermarket.com

The World's Largest Selection of 1909-31 Ford Parts

Snyder's ANTIQUE AUTO PARTS

12925 Woodworth Rd. • New Springfield, OH 44443

Toll Free Ordering (888) 262-5712

or FAX (888) 262-5713

Order On-Line @ www.snydersantiqueauto.com



FREE Fully Illustrated CATALOG
\$10.00 outside the U.S., Canada, & Mexico



ARIZONA MODEL A, L.L.C.

- NEW PARTS
- USED PARTS
- SERVICE
- RESTORATION
- HOUR: TUES-FRI 9-12, 1-5
SAT & EVES BY APPOINTMENT



SAMUEL P. GUTHRIE

15838 S. GILBERT RD., CHANDLER, AZ 85225
(480) 782-0266

BRATTON'S ANTIQUE AUTO PARTS

1606 Back Acre Circle
Mount Airy, MD 21771

800-255-1929 Phone
www.brattons.com

800-774-1930 Fax



JAY BEES
Auto Services



Jacqui Harry
Owner

790-6035

M-F 8am-5pm

5070 E. 22nd St. • Tucson, AZ 85711
www.jaybeesautoservice.com

Mike's "A" Ford-able Parts

Mike Butcher



124 Model A Drive, Maysville, GA 30558

email: mike@mikes-afordable.com - www.mikes-afordable.com

Fax: 706 652 2492 - Phone: 706 652 3866

1 888 TRY MIKE (879 6453)



Specialising in 1928 - 1931 Model A Ford Parts

RUSTY LUGS

SPECIALIZING IN MODEL A'S

Amanda Uthe
Owner



360-887-3346

Rustylugparts@gmail.com

8021 Ne 142nd Ave

Vancouver, Wa 98682

Hours: M-F 9am-5pm

RustylugParts.com

**7060 E. 21st Street
Tucson, AZ 85710**

First Class

Jim Click Ford

Sponsors the Tucson Chapter

Model A Ford Club of America

